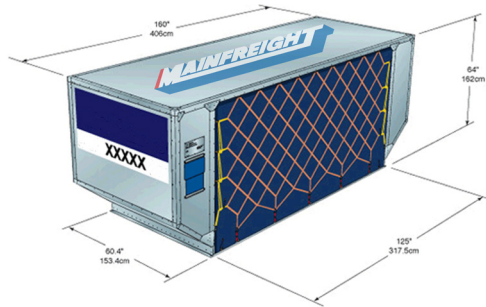


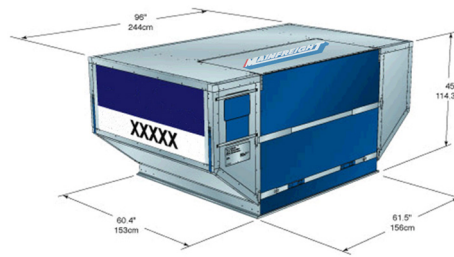
Airline Unit Specifications

ALF / LD-6



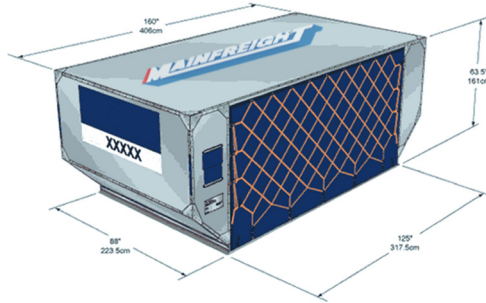
Internal Volume
9m³
Internal Dimensions
140 x 310 x 152cm
Door Clearance
293 x 147cm
Max Gross Weight
3175kgs
Tare Weight
159kgs

AKH / LD3-45 (Fold-up Door)




Internal Volume
3.6m³
Internal Dimensions
146 x 149 x 113cm
Max Gross Weight
1135kgs
Tare Weight
88kgs

AAF / LD-26



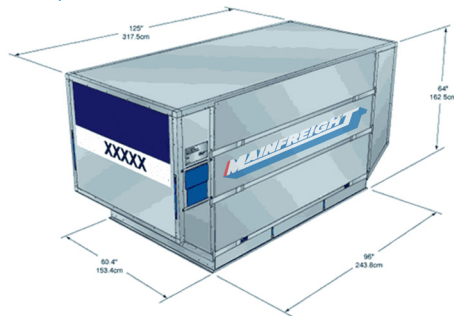
Internal Volume
13m³
Internal Dimensions
208 x 302 x 152cm
Door Clearance
293 x 147cm
Max Gross Weight
4626kgs
Tare Weight
159kgs

AAU / LD-29



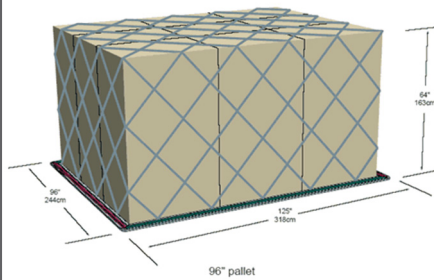
Internal Volume
14.5m³
Internal Dimensions
208 x 302 x 152cm
Door Clearance
293 x 147cm
Max Gross Weight
4626kgs
Tare Weight
159kgs

DQF / LD-8




Internal Volume
7.2m³
Internal Dimensions
140 x 433 x 152cm
Door Clearance
235 x 152cm
Max Gross Weight
2499kgs
Tare Weight
132kgs

PMC



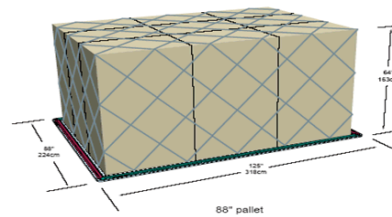
Internal Volume
12.1m³
Dimensions
228 x 301 x 158cm
Max Gross Weight
5035kgs
Tare Weight
120kgs

AKE / LD-3



Internal Volume
4.3m³
Internal Dimensions
140 x 147 x 152cm
Door Clearance
148 x 152cm
Max Gross Weight
1587kgs
Tare Weight
85kgs

PAG



Internal Volume
11.1m³
Dimensions
207 x 301 x 158cm
Max Gross Weight
4626kgs
Tare Weight
120kgs

Airline unit availability is dependent on airline and destination.

Please consult your local Manifreight airfreight branch for advice specific to your shipment.

MAINFREIGHT

 facebook.com/mainfreight

 @Mainfreight

mainfreight.com